



CSE AGM Minutes

Saturday, 27 November, 2021

Edinburgh and online via Zoom

12 – 1:00 pm GMT

Present: David Bailey, Ian Fitzgerald, Gregor Gall, Feyzi Ismail, Nick Potts, Owen Worth, Yuliya Yurchenko and Alistair Cairns (minutes)

Apologies: Greig Charnock, Elio Di Muccio, Alex Nunn, Hugo Radice, Paul Stewart and Angela Wigger

1. Welcome & introductions –

2. Previous meeting's minutes – Accepted as accurate.

(all minutes and reports from previous AGMs are on the CSE website)

3. Bookkeeper's year-end report – attached

4. SAGE's C&C publisher's report – attached

5. Editorial Board report – attached

6. Working Groups – There were four (online) events in the year. One focused on Brazil and connected to an BTN piece in 45.2. Another brought together Marxists from Japan. The other two were related to the COP26 and environmental themes. All were well attended.

Very recently a group has formed in southern Texas, the 'Rio Grande' WG, who we look forward to hearing more from.

(see <https://www.cseweb.org.uk/conf.html>)

7. Office and XC report – attached

8. (Re)Elections of board members. All (David Bailey, Alistair Cairns, Elio Di Muccio, Ian Fitzgerald, Phoebe Moore, Daniela Tepe-Belfrage and Owen Worth) are standing for the upcoming year. Seconded and all approved unanimously.

9. AOB –

10. Next mtg date – TBC autumn, usually October, 2022.

Publisher's Report

Capital & Class



June 2021

Submitted to
Conference of Socialist Economists

Prepared by
Laura Birrell, Publishing Editor

Executive Summary

This report summarizes *Capital & Class's* January 2020 through May 2021 performance. Below is a snapshot of the journal's key performance metrics.

Note: Due to the COVID-19 pandemic, reporting for 2020-2021 may vary from prior years. SAGE strove to accommodate extension requests from authors and reviewers, which impacted average timelines in peer review and production.

We appreciate your understanding and ask that you not distribute the data contained within this report without permission from the publisher.

Performance Metrics

Peer Review	95 manuscript submissions in 2020, 8.7% decrease from 2019 38 manuscript submissions in 2021 YTD 23% acceptance rate in 2020 85 days average time to first decision in 2020
Production	4 issues consisting of 607 pages published in 2020 166 pages published in 2021 YTD 27 days average from transmittal to Production to OnlineFirst publication in 2020
Circulation	10,583 total circulation in 2020 10,416 total circulation in 2021 YTD
Online Usage	98,702 full-text downloads in 2020 62,603 full-text downloads in 2021 YTD
Marketing	195,953 followers to date on the SAGE Twitter channels Featured in Politics, Public Administration and International Relations Hub 1,319 Email Alert Registrants in 2020 1,333 Email Alert Registrants in 2021 YTD

Year in Review: 2020

The only way to begin a review of 2020 is with the obvious: the COVID-19 pandemic. Every individual's life was changed by the virus, and so was every company. Come March, business at SAGE looked very different: our staff were working from home across the globe, our vendors were determining how to continue operations such as printing and shipping, our customers were suddenly more interested in online capabilities, and our editor and society partners were navigating how to continue rigorous peer review with less available reviewers. Fortunately, we were able to address these concerns and more, ensuring our journals published with as little interruption as possible and that essential [COVID-19 research was available Open Access](#) at no cost to authors. We also froze our subscription pricing for 2021 to help libraries and institutions maintain journal access for their communities. Though the pandemic is far from over and the economic impacts will be felt for years to come, we are grateful to our dedicated staff and business partners for steering SAGE through this year.

Another powerful topic in 2020 was diversity, equity, and inclusion. Following horrifying incidents of police brutality in the United States, SAGE put the spotlight on our journals, sharing impactful research articles and encouraging change through our [Structural Racism and Police Violence microsite](#). We also committed to do our part to increase diversity at SAGE, creating several DEI taskforces led by employees to bring about the change they wish to see in the company and vowing to change our own organizational representation in the coming years. Once again, we have years of work ahead of us to achieve a truly diverse, equitable, and inclusive company (let alone the wider world), but SAGE is determined to pave the way for change.

Growth in Open Access publication accelerated in 2020, motivated in part by the crises faced this year. We saw more authors and funders pursue OA publication options as a result. Five years ago, 2-3% of SAGE's research output was OA; in 2020 that number was 30%. The market is changing quickly, and we are adapting our business and practices to support our journals through these changes while remaining true to our mission and values. We have invested in new technology and infrastructure to support Open Access agreements at the author and institutional level, and we have worked with key stakeholders and policy makers such as cOAlition S, to ensure our journals, whether Gold OA or Hybrid OA, are eligible publication venues for their funded authors. We have also embraced [Open Access Agreements](#) with our library customers, allowing many countries and consortia to begin converting their business to support Open Access. It is worth noting that the subscription publication model will likely remain the most common for some time, and SAGE will continue to bolster this model with well-paired Open Access options to ensure our journals remain competitive.

Though there are surely more challenges to come as institutions and individuals work to return our society to "normal", we enter 2021 with a measure of hope and excitement. SAGE now publishes nearly 1,200 journals and partners with over 400 societies across all disciplines. We look forward to working with our titles to grow article output, increase diversity in academia, and provide life-saving research during a global health pandemic. We are also eager to further improve our SAGE Journals platform, which will begin a user experience redesign in 2021 to make quality research easier to publish, find, and use. We thank you for continuing your publication journey with us.

Eric Moran
Vice President, Research

Miranda Nunhofer
Vice President, Research

Peer Review and Production

Total Submissions and Acceptance Rate

	2019	2020	2021
Total	134	120	54
Original	104	95	38
Accept	28	18	10
Reject	69	59	27
Accept Ratio	29%	23%	27%

Please direct all SAGE Track support questions and requests to SAGETracksupport@sagepub.com.

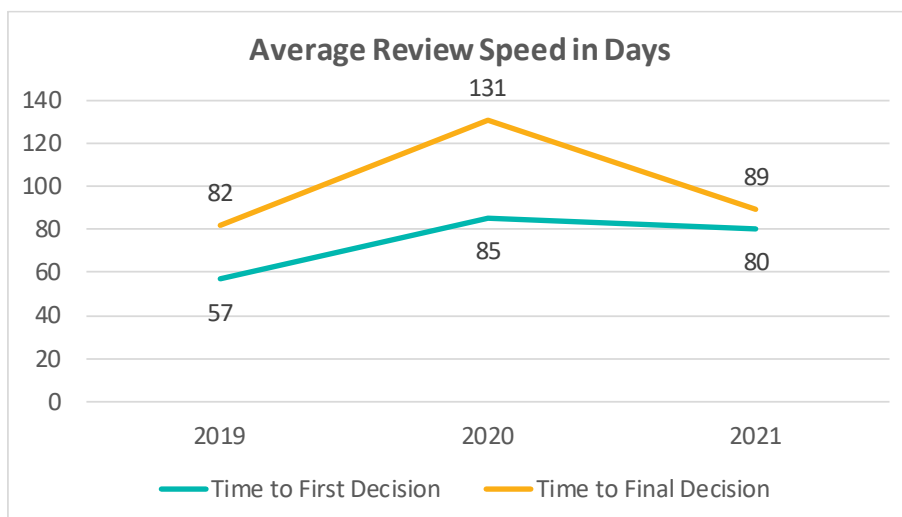
Total and original submission counts are based on the date manuscripts were submitted to SAGE Track. This data is available in the “Manuscripts Received” report in SAGE Track.

Acceptance rate is based on manuscripts that have received final decisions of accept or reject (does not count revisions). Counts for acceptances, rejections, and acceptance ratios are based on the date the decision is made, not the date the manuscript was submitted. This data is available in the “Manuscript Milestone” report in SAGE Track (limiting by decision date, not by date of original submission).

Original Submissions

Month	2019	2020	2021
January	10	7	6
February	6	6	9
March	11	10	9
April	7	6	9
May	14	11	5
June	9	7	
July	8	8	
August	11	9	
September	9	5	
October	9	11	
November	6	5	
December	4	10	
Total	104	95	38

Time to First Decision and Final Decision



Time to First Decision is defined as all original submissions that received their first decision within each year, regardless of when the manuscripts were submitted. Revisions are not included.

Time to Final Decision is defined as all submissions including revisions that receive a final accept or reject decision within each year, regardless of when the manuscripts were submitted.

ORCID Mandate

SAGE has signed [ORCID's](#) open letter committing to requiring ORCID iDs from at least corresponding authors. This initiative is creating a permanent, clear and unambiguous record of research and scholarly communication by enabling reliable attribution of authors and contributors. By collecting ORCID iDs in SAGE Track, *Capital and Class* is at the forefront of this innovation linking researchers seamlessly with their contributions across disciplines, borders and time.

Advance: a SAGE preprints community

SAGE launched its first preprints server for the humanities and social sciences, in partnership with figshare. [Advance: a SAGE preprints community](#) will provide academic researchers with a global, open access platform to share early versions of their work ahead of formal peer review and publication. The service enables researchers to disseminate and start communicating about their time-sensitive work and ideas faster and to garner engagement and feedback throughout their research process.

Engaging Reviewers

SAGE employs several strategies to engage reviewers in the journal and help them promote their work.

Thanking Reviewers

SAGE offers a 60-day free trial as a thank you to reviewers for their work and as an incentive to further engage with the journal. This benefits the journal by increasing usage among key readers and gives the journal exposure to reviewers of related journals. For more reviewer resources, see <https://us.sagepub.com/en-us/nam/journal-reviewer-gateway>.

Reviewer Recognition with Publons

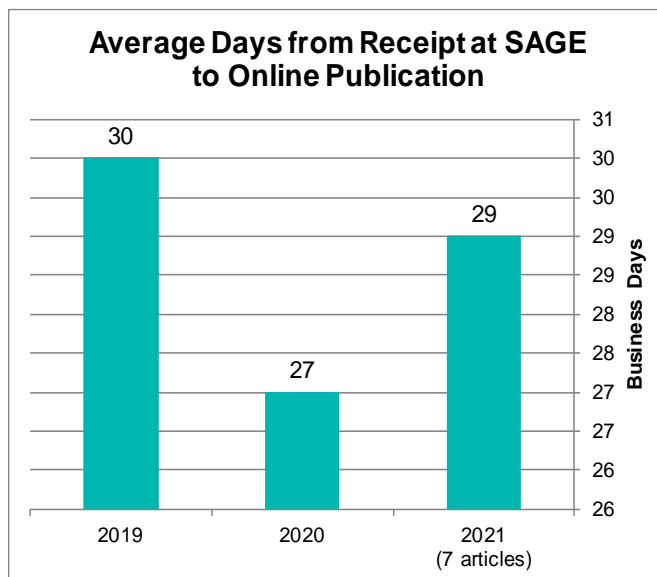
SAGE has partnered with [Publons](#) to give reviewers credit for their work and recognize the vital role they play in delivering timely, quality-assured publications.

Capital and Class is fully integrated with the Publons platform, making it easy for reviewers to opt-in as part of the review process, then claim their reviews on the Publons site. Editors also benefit from access to a dedicated Editor dashboard for the journal, which provides valuable insights into the journal's reviewer base. The journal has seen the following uptake:

Reviewers	Reviews	Uptake Rate	Reviewer Satisfaction with Publons
11	11	40.0%	8.5

Time in Production

The below graph shows the average number of days a manuscript spends in SAGE Production, beginning when the manuscript is exported from SAGE Track and ending when the manuscript is published online.



Pages Published

The following table summarizes the number of pages published in the past few volume years.

Year	Volume	Issues	Pages Published	Page Budget
2019	43	4	670	624
2020	44	4	664	624
2021	45	1	166	624

Supplements are included in the issue and pages published counts. The page budget reflects the annual number of pages designated for regular journal issues only.

Articles Published

Articles Published	Total	Package OA	SAGE Choice
2019	31	1	1
2020	38	11	0
2021	7	3	0

This table shows the total research output of articles published by year, articles published Open Access as part of an institutional package deal, and articles published Open Access via SAGE Choice. The numbers in this table are based on first publication date and not issue publication date.

For more information about Open Access Agreements at SAGE, see <https://us.sagepub.com/en-us/nam/open-access-agreements>. Details on SAGE Choice can be found here: <https://us.sagepub.com/en-us/nam/sage-choice>.

OnlineFirst Queue

As of June 1, 2021, *Capital and Class* has 23 articles in its OnlineFirst queue, representing about 2.49 issue(s) of content. The oldest article in the queue was published on 17 Apr 2020. These articles are “fully published,” that is, these articles are fully citable using the date of the manuscript's first online posting and the DOI.

Readership

Circulation

Average Circulation by Type 2019-2021				
	2019	2020	2021	Renewal Rate 2019-2020
Members	129	148	151	115%
Institutions	70	62	54	89%
Site License	2	4	0	200%
Package, Read Only	2,938	2,863	2,624	97%
<i>Institutions Migrated into Packages</i>	101	56	44	55%
Package, with Open Access	N/A	232	325	N/A
Lower Income Countries	7,218	7,218	7,218	100%

As institutions have moved their journals subscriptions into package deals and have committed to signing [Open Access Agreements](#), it is most accurate to recognize migrated subscriptions as a subset of package circulation. Customers in this category receive access to your journal as part of a package, and will be recognized solely as package subscribers over time. Note that migrated subscriptions and package subscriptions will decline in your reporting as more customers move from institutional subscriptions to package deals, or into any package deals that include open access.

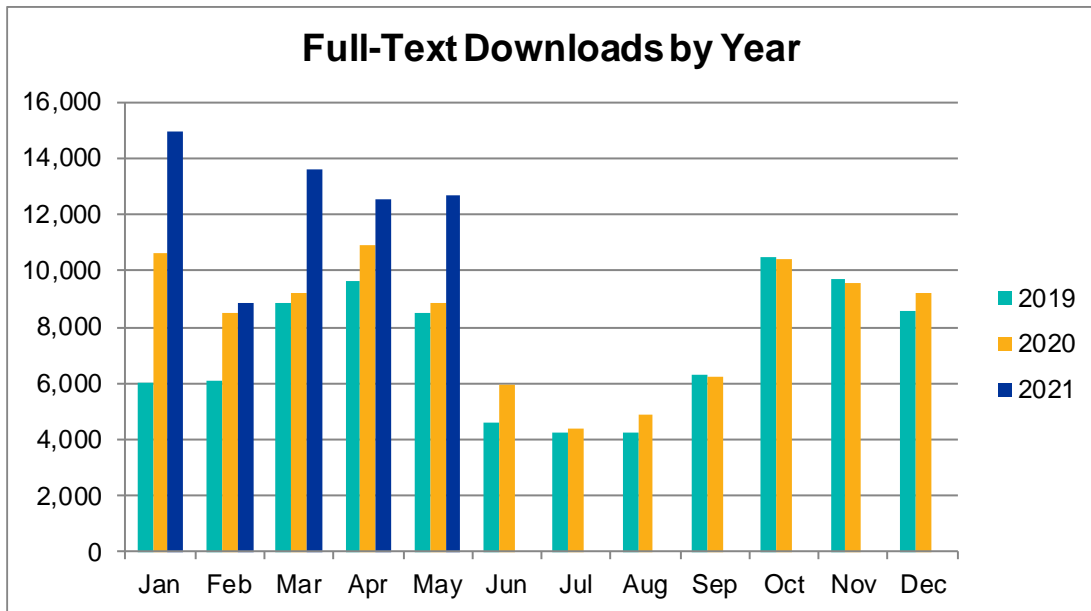
A **Package, Read Only** agreement is a standard subscription package deal in which the institution pays for access to a collection of journals. A **Package, with Open Access** agreement includes both institutional access to the package and an open access license for authors publishing from a qualifying institution under the agreement.

Backfile (Cumulative)				
	2019	2020	2021	Percent Change 2019-2020
Deep (Vol 1 - 1998)	1,996	2,011	2,017	1%
Shallow (1999 - Current)	984	997	1,007	1%

Online Usage

Full-Text Downloads			
	2019	2020	2021
January	6,007	10,614	14,956
February	6,115	8,463	8,875
March	8,874	9,214	13,574
April	9,639	10,936	12,534
May	8,465	8,862	12,664
June	4,584	5,948	
July	4,255	4,392	
August	4,245	4,884	
September	6,299	6,214	
October	10,509	10,415	
November	9,719	9,526	
December	8,587	9,234	
Total	87,298	98,702	62,603

The journal has 62,603 full-text downloads in 2021 (through the end of May). This is 30.2% increase over 48,089 full-text downloads through the end of May 2020.



The [SAGE Author Gateway](#) offers recommendations for increasing usage and discoverability, including:

- What key phrases would you give a search engine if you were searching for your own article?
- Write for your audience but bear in mind how search engines work too
- Write a clear title with your main key phrase in it
- Write an abstract and choose keywords re-iterating 3 or 4 key phrases
- Keep it natural - Google will un-index your article if you go overboard on the repetition

Google Analytics Geographic Location of Visitors

Geographic Location of Visitors: JANUARY 2021-MAY 2021					
	Country/Territory	Visits		Country/Territory	Visits
1	United Kingdom	31,284	11	Ireland	1,863
2	United States	14,379	12	South Africa	1,625
3	India	6,758	13	Italy	1,482
4	Canada	4,506	14	Brazil	1,380
5	Australia	3,287	15	Pakistan	1,293
6	China	3,216	16	Netherlands	1,263
7	Germany	3,082	17	France	1,188
8	Turkey	2,370	18	Indonesia	1,101
9	Philippines	2,342	19	Spain	1,038
10	Nigeria	2,158	20	Sweden	993

Source: Google Analytics

Article Usage Statistics

The following table shows the ten articles that were downloaded the most from January 2020 through December 2020 on the SAGE Journals platform.

Top 10 Most Downloaded Articles	
Total Downloads	Article
2,181	Doreen Massey Regionalism: Some Current Issues Volume 2 Issue 3; 10.1177/030981687800600105
2,090	Jonathan Wistow, Luke Telford Brexit and the working class on Teesside: Moving beyond reductionism Volume 44 Issue 4; 10.1177/0309816819873310
1,592	Raju Das, Raju J Das David Harvey's theory of uneven geographical development: A Marxist critique Volume 41 Issue 3; 10.1177/0309816816678584
1,172	Isabella Bakker, Stephen Gill Rethinking power, production, and social reproduction: Toward variegated social reproduction Volume 43 Issue 4; 10.1177/0309816819880783
	Mary Robertson

1,158	The great British housing crisis Volume 41 Issue 2; 10.1177/0309816816678571
1,152	Ellie Gore, Genevieve LeBaron Using social reproduction theory to understand unfree labour Volume 43 Issue 4; 10.1177/0309816819880787
1,085	Christian Fuchs Social media, riots, and revolutions Volume 36 Issue 3; 10.1177/0309816812453613
1,060	Onoho'Omhen Ebhohimhen, Babatunde Agara The political economy of pre-colonial production: Ishan cotton in the cloth manufacture of Esan people, Edo State, Nigeria Volume 42 Issue 1; 10.1177/0309816817692123
960	Leandro Galastri Social classes and subaltern groups: Theoretical distinction and political application Volume 42 Issue 1; 10.1177/0309816817692122
900	Brian Petersen, Diana Stuart, Ryan Gunderson Ideological obstacles to effective climate policy: The greening of markets, technology, and growth Volume 42 Issue 1; 10.1177/0309816817692127

The following table shows the ten articles that were downloaded the most from January 2021 through May 2021 on the SAGE Journals platform.

Top 10 Most Downloaded Articles	
Total Downloads	Article
5,031	Miloš Šumonja Neoliberalism is not dead - On political implications of Covid-19 Volume 45 Issue 2; 10.1177/0309816820982381
1,695	Jonathan Wistow, Luke Telford Brexit and the working class on Teesside: Moving beyond reductionism Volume 44 Issue 4; 10.1177/0309816819873310
1,220	David Neilson Bringing in the 'neoliberal model of development' Volume 44 Issue 1; 10.1177/0309816819852746
1,011	Doreen Massey Regionalism: Some Current Issues Volume 2 Issue 3; 10.1177/030981687800600105
877	Raju Das David Harvey's theory of uneven geographical development: A Marxist critique Volume 41 Issue 3; 10.1177/0309816816678584
867	Raju Das Educators need to be educated: Or, 'class struggle' in academia 10.1177/0309816821993534
712	Christian Fuchs Social media, riots, and revolutions

	Volume 36 Issue 3; 10.1177/0309816812453613
699	Ian Bruff Moving to new generational beats: Lived experiences of capitalism, student-led (re)makings of knowledge, and the evolution of critical research agendas 10.1177/0309816821997119
689	D Wood Book Review: The Sex Factor: How Women Made the West Rich by Victoria Bateman Bateman Victoria The Sex Factor: How Women Made the West Rich , Cambridge : Polity Press , 2019 ; 243 pp.: ISBN 9781509526765 ; 9781509526772 (pbk), £16.99 Volume 44 Issue 1; 10.1177/0309816820910010f
664	Mary Robertson The great British housing crisis Volume 41 Issue 2; 10.1177/0309816816678571

Online Platform

SAGE Journals offers the following valuable features that serve its ongoing needs:

- A seamless multi-device experience with responsive design that is adapted to support emerging user habits and web trends
- A dynamic reading experience, with a clear, intuitive design based on detailed user testing
- Highly accessible and discoverable content through open search engines and library search tools

SAGE Journals continues to experience impressive site performance and increasing user engagement:

- An average of 34 million sessions per month in 2020 and over 170 million full text downloads.
- Mobile usage continues to increase significantly with an average of 1.8 million full text downloads per month.
- Average usage per article has increased nearly 50% over the last two years.

Site improvements successfully increase engagement and usage of your journal content:

- Prominent Submit Paper buttons and Submission Guidelines links on journal homepages have resulted in 3.8+ million clicks (across all journals) to the Author Instructions pages over the last 24 months.
- The redesigned Indexing & Metrics page has resulted in a 66% increase in monthly views to 125,000+ in 2020.
- CASA (Campus Activated Subscriber Access), which uses a secure token to continue to recognize users for a short period of time when they move off-campus, facilitated over 12 million full text downloads in 2020.

Article sharing

Capital and Class readers can share read-only access to the journal's articles by sending article links which recipients can use to view the article in a browser environment without having to be a subscriber. The links can be shared via email, on social media sites and within scholarly collaboration networks, encouraging greater discoverability of the content and enhancing its impact through legitimate sharing options.

e-Reader & EPUB

The e-Reader is another way to view articles on SAGE Journals. The e-Reader feature and the EPUB article format are available alongside the HTML and PDF options *Capital and Class* journal content already has.

Additional details about the share access feature, e-Reader, and the EPUB format can be found on the SAGE Journals information page at <https://journals.sagepub.com/page/article-sharing>.

Figshare



SAGE has partnered with figshare to integrate their data supplement services into SAGE Journals. This integration enables your authors to measure the impact of their data by providing metrics on how many views, shares, and downloads their data receive. You can find *Capital and Class* dedicated Figshare homepage at <https://sage.figshare.com/CNC>.

Indexing Metrics

We submitted an application to SSCI in October 2020 but we are yet to hear the outcome. This isn't unusual and Clarivate have recently taken further steps to manage the applications that they receive, including implementing a freeze for new applications between March and June 2021.

The predicted 2020 Impact Factor for Capital & Class is as follows:

$$\frac{\text{Cites to articles} = 73}{\text{Number of articles} = 54} = \mathbf{1.352}$$

Impact Factor

Note: With the 2020 Impact Factor, Clarivate will introduce Early Access content in Journal Citation Reports to more accurately reflect the dynamic citation environment of rapid online publication, phasing in changes over three years.

This means that the 2020 Impact Factor (published in June 2021) will prioritize the online publication date rather than the print publication date to calculate citations to a journal in 2020 (we will only see changes in the numerator of the Impact Factor equation). The 2021 Impact Factor (published in June 2022) will prioritize the online publication date for the citing article data (numerator) as well as half the denominator data (2020 citable items). The 2022 Impact Factor (published in June 2023) will prioritize the online publication date for both the citing (numerator) and cited (denominator) article data in the Impact Factor equation.

For more details on this policy change, including examples, FAQs, and details on Early Access onboarding, please review [Clarivate's presentation](#) on the JCR 2021 release updates.

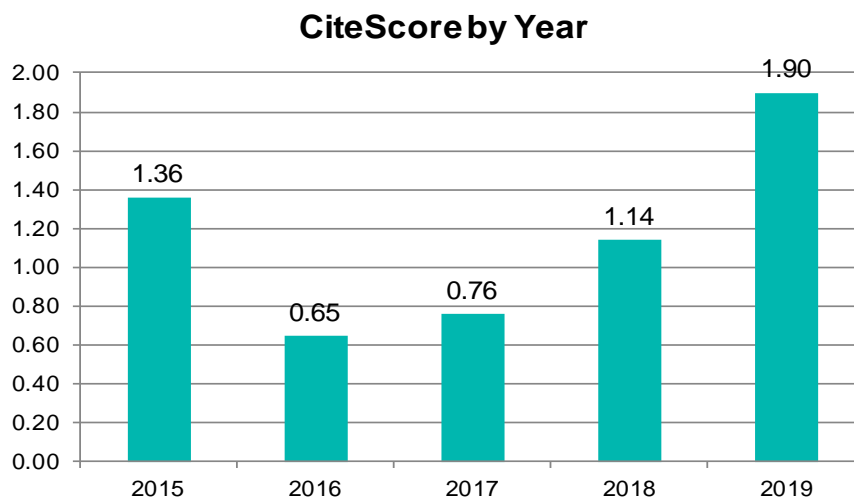
Top Cited Articles

The following table shows the top ten journal articles from 2018 and 2019 that were cited the most in 2020 per Web of Science.

Top 10 Cited Articles in 2019 from Publication Years 2018 – 2019					
Title	Authors	Year	Volume	Issue	Total Cites in 2020
Ideological obstacles to effective climate policy: The greening of markets, technology, and growth	Gunderson, Ryan; Stuart, Diana; Petersen, Brian	2018	42	1	9
The state and class discipline: European labour market policy after the financial crisis	Umney, Charles; Greer, Ian; Onaran, Ozlem; Symon, Graham	2018	42	2	9
Neither/Nor: The rejection of Unionist and Nationalist identities in post-Agreement Northern Ireland	Hayward, Katy; McManus, Cathal	2019	43	1	8
Global capital, uneven development and national difference: Critical reflections on the specificity of accumulation in Latin America	Luis Fitzsimons, Alejandro; Starosta, Guido	2018	42	1	4
In-itself for-itself: Towards second-generation neo-Marxist class theory	Neilson, David	2018	42	2	4
Rethinking power, production, and social reproduction: Toward variegated social reproduction	Bakker, Isabella; Gill, Stephen	2019	43	4	3
The paradoxes of necessity: Fail forwards neoliberalism, social reproduction, recombinant populism and Poland's 500Plus policy	Shields, Stuart	2019	43	4	2
Gendering the 'post-conflict' narrative in Northern Ireland's peace process	Gilmartin, Niall	2018	43	1	2
Situationism and the recuperation of an ideology in the era of Trump, fake news and post-truth politics	Bleakley, Paul	2018	42	3	2

CiteScore

Scopus provides the journal's CiteScore, which is calculated as the total citations made in the CiteScore year and the prior three years to content published in the CiteScore year and the prior three years, divided by the total number of items published by the journal in the CiteScore year and prior three years.



	2016	2017	2018	2019	Percent Change 2018-2019
CiteScore	0.65	0.76	1.14	1.90	67%
Ranking in History	87	78	51	50	-
Ranking in Economics and Econometrics	294	318	262	265	-
Ranking in Sociology and Political Science	378	386	348	334	-
Scimago Journal Rank	0.296	0.282	0.468	0.788	68%

Altmetric



Alternative metrics are becoming increasingly visible in scholarly publishing. Altmetric tracks online mentions of journal articles across online platforms and uses an algorithm to score accordingly. The score is a helpful measure of online engagement and visibility, but it is not directly linked to citations or usage.

Top Altmetric Attention Scores for Articles Receiving Mentions in Past 6 Months

Total Altmetric Score	Article Title
28	Neoliberalism is not dead – On political implications of Covid-19
12	Forum introduction: Decolonising green Marxism: Capitalism, decolonialism and radical environmental politics

9	Educators need to be educated: Or, 'class struggle' in academia
8	'The real power must be in the base' – Decentralised collective intellectual leadership in the European Action Coalition for the Right to Housing and to the City
7	The state and class discipline: European labour market policy after the financial crisis

Term	Definition
Impact Factor	The Impact Factor is a measure of the importance of a journal and is calculated by dividing the number of citations in the JCR year by the total number of citable articles published in the two previous years.
Cites to Recent Items	Cites to recent items (numerator) must be from other journals indexed in the Web of Science. Citations (in any type of contribution e.g. editorials as well as articles) that acknowledge the journal title and the cited year (as provided by the author) are counted.
Citable Items	Cites must be to original articles, review articles or proceedings papers. These are known as citable items (denominator). The numerator and denominator are aggregated independently. The denominator reflects the final publication date of the source item. An item published online in 2015 and included in a 2016 issue is indexed with 2016 as the publication year and is considered part of the journal content in 2016.
Immediacy Index	The average number of times an article is cited in the year it is published.
5-Year Impact Factor	Similar to the Impact Factor but is based the number of times articles published in the past five years have been cited in the JCR year, rather than just the past two years.
CiteScore	CiteScore measures average citations received per document published in the serial. This average is calculated using the number of times articles published in one year have cited articles published in the prior three years. This is in contrast to the JCR impact factor which looks at a two year rather than a three year publication period. The CiteScore also differs from the Impact Factor in that it counts ALL published items, not just citable items, in the denominator of their equation.
SCImago Journal Rank	SCImago Journal Rank measures weighted citations received by the serial. Citation weighting depends on subject field and prestige (SJR) of the citing serial. This is calculated in the same way as the CiteScore but with weighted citations in the numerator.

The [SAGE Journal Editor Gateway](#) contains recommendations for increasing citations, including:

- Highlight papers likely to be cited through promotions, blog posts, or editorials
- Publish papers likely to be cited earlier in the year
- Commission papers from highly-cited authors
- Identify highly-cited papers in your journal and related titles
- Identify zero-cited papers
- Publish review articles
- Publish special issues
- Increase size of editorial board
- Develop an editorial board with international representation and name-recognition
- Utilize editorial board for reviews and citations
- Provide read-only access to articles using SAGE's Article Sharing Links to increase discoverability

Marketing

Building Global Profile and Reputation

SAGE has several initiatives that builds the global reputation and profile of *Capital and Class*. Included are:

Social Media



Journal content is promoted across the SAGE Twitter channels, which have 195,953 followers to date.

Publicity and Outreach

Articles which appeal beyond your core audience may benefit from publicity efforts. We have a range of potential options, including social media promotion, a blog post on the [SAGE Perspectives Blog](#) which has 5,193 monthly average views, or a pitch to The Conversation.

Maximizing Journal Usage

SAGE uses several marketing strategies to help build and maintain journal usage, which in turn supports citations.

Email Alerts

New Content Alert Registrants

There are 1,333 New Content Alert registrants in 2021 YTD, an increase from 1,319 registrants in 2020.

Journal users can sign up to receive email alerts for new content and announcements about *Capital and Class*. [Register](#) for a personal account on SAGE Journals, then add CNC to your profile: <https://journals.sagepub.com/connected/CNC#email-alert>.

eTOCs Delivered

A total of 28,592 New Issue and OnlineFirst alerts were sent in 2020, resulting in 2,366 clicks to articles and related content.

Most Popular eTOC Articles

The following were the top 5 most clicked articles from the journal's eTOCs opened in 2021.

Article Title	Authors	Issue	Clicks
Tolling academics: Rent-seeking and gatekeeping in the university space	John Welsh	Vol. 45, No. 1, March 2021	46
Forum introduction: Decolonising green Marxism: Capitalism, decolonialism and radical environmental politics	David J Bailey, José Pablo Prado Córdova	Vol. 45, No. 1, March 2021	43
Humans, nature and dialectical materialism	Yuliya Yurchenko	Vol. 45, No. 1, March 2021	41
Notes for a critical and ecological view of patriarchal capitalism in the web of life	Mina Lorena Navarro Trujillo	Vol. 45, No. 1, March 2021	25
Beyond work intensification: The contradictions and ironies of the changing nature of 'unskilled' work in a context of austerity and organisational change	Jo McBride, Miguel Martínez Lucio	Vol. 45, No. 1, March 2021	24

Politics, Public Administration and International Relations Discipline Hub

Our discipline hubs are hosted on the SAGE Journals Platform, offering a simple, user-friendly experience that display the breadth of our publishing in one place, encouraging researchers, librarians, and authors to explore content. *Capital and Class* is featured on our Politics, Public Administration and International Relations Discipline Hub to further drive content awareness and usage of articles.

Politics, Public Administration and International Relations Hub

Pageviews	Unique Pageviews	Sessions
12,167	9,715	4,197

Engaging Authors

Authors already have an established relationship with the journal and are interested in its continued success. We employ several strategies to engage them in the journal and help them promote their work.

Author Care Email Series

Authors receive a series of six email campaigns over the course of a year, highlighting the resources available to them.

Campaign Name	Total Delivered	Unique Opens	Open Rate %	Unique Clicks	Click Rate %
Thank you for publishing with us	31,019	11,735	37.83%	3,135	10.11%
Your article's discoverability	42,093	12,513	29.73%	525	1.25%
Want to increase visibility of your article?	41,701	9,494	22.77%	430	1.03%
Track the impact of your article	41,394	11,423	27.60%	1,846	4.46%
Are you up to date on advancements in your field?	48,402	10,051	20.77%	533	1.10%
Publish with us again	75,052	15,984	21.30%	479	0.64%

SAGE Author Resources

- The SAGE [Journal Author Gateway](#) provides a variety of [How to Get Published resources](#) and [Promote your article](#) guidelines to support authors. The gateway had 1,017,000 page views in 2020.
- The [Chinese Author Gateway](#), with 24,000 page views in 2020, provides materials in Simplified Chinese to support author needs, aid with selecting the right journal for their research and prepare articles for publication.
- [SAGE Author Services](#), powered by Editage, offers high-quality author services for pre-peer review manuscripts. SAGE Author Services had 30,357 visits in the last quarter.

Engaging Reviewers

SAGE provides resources to assist new and experienced reviewers in conducting peer review.

- The [Reviewer Selection Handbook](#) for journal editors.
- A [Website](#) and [Reviewer's Guide](#) on how to review articles.
- [Videos](#) on how to become a peer reviewer and how to conduct peer review.
- More peer review resources on the [SAGE Journal Reviewer Gateway](#).

Maximizing Global Dissemination and Reach of Your Content

Your journal benefits from extensive reach in the global market through SAGE initiatives and global partnerships.

Market Reach via Consortia and Open Access Agreements

Our 200 strong Global Field Sales team supports our existing library and consortia customers, secures renewals, and finds new sales opportunities to expand the global reach of your journal's content.

As the market continues to transform and embrace open access, we partner with institutional and government organizations to provide diversified journal sales agreements and publishing models. This includes both subscription and Open Access agreements. View our Open Access agreements [here](#).

In addition, your journal is available in over 7,000 institutions in lower income and emerging economies as a result of our partnerships with the UN's Research4Life initiative, The International Network for the Availability of Scientific Publications (INASP), and The eFL Foundation.

Library and Open Access Marketing and Sales Support

Library marketing retains Premier subscriptions by driving usage among current customers and initiates new sales. Our library campaigns include:

- 6 annual usage-driving campaigns promoting SAGE Journals and driving end-users to content.
- 20 annual Global Trial offer campaigns to librarians for journal products they do not currently subscribe to.

Marketing for Open Access agreements aims to build awareness among faculty of an institution's participation in an agreement and encourage submissions to eligible journals.

Editorial Board Actions for Impact

We would like to leave you with a few suggested action items for editorial board or society members to help promote the journal. It has been a pleasure to work with you, and we're looking forward to the year ahead.

New Content Alerts

Sign up for email alerts and journal notifications at <https://journals.sagepub.com/connected/CNC#email-alert>. Alerts will tell you when the latest content has published OnlineFirst or when a new issue has been released. Flag newsworthy articles to the Editor for potential promotion on social media, blogs, or press releases. Alerts also serve as reminders to share relevant content with your colleagues.

Solicit Submissions

When traveling to conferences, speaking at lectures, and collaborating with colleagues, be on the look-out for opportunities to recommend submission to the journal. As an editorial board member, you are in the best position to recruit papers from interesting posters or presentations. Recruiting new, exciting, and innovative research from colleagues and upcoming researchers is a great way to increase citations.

Recruit Reviewers

One of the most common difficulties for Editors is securing reviewers in a timely fashion. It is much easier to maintain a full and active pool of reviewers when all editorial board members offer new contacts. Recruit authors of noteworthy papers, engaged readers looking for more involvement, and early career researchers to review for the journal.

Editorial Board Representation

If you know of a colleague interested in becoming an editorial board member, flag the request with the Editor of the journal for their consideration. A diverse and engaged editorial board is key for journal growth. Consider recommending consistent reviewers, your study collaborators, and researchers in areas not already represented on the Editorial Board.

Mentor Junior Scholars

It is important to engage junior scholars and early career researchers with the journal early. Consider mentoring someone new to the field by co-authoring articles and training them on quality reviews. People are much more likely to submit their manuscripts and return high quality reviews after building a connection with the journal. Early engagement may also encourage them to become an Editorial Board member in the future.

Recommend Special Issues

Editorial board members can help Editors build highly-cited special issues or sponsored supplements by identifying hot topics in the field. Notifying the Editor of emerging trends and/or submissions you are recruiting helps keep the journal strategically placed in the industry.

Engage with Social Media

Be sure to reference your role with the journal on your professional social media accounts, such as LinkedIn, or relevant academic social networks, such as Mendeley or Academic.edu. Share articles and journal news with your network of contacts. This generates additional discoverability and exposure for the journal by driving web traffic and interest in submitting to the journal.

Share Articles Appropriately

We encourage you to share articles with your colleagues, especially where it relates to courses, ongoing research, or noteworthy content. [SAGE's article sharing feature](#) enables subscribers to share read-only copies of articles within the copyright allowance. Posting the final PDF of a manuscript is not allowed without permission, unless noted by an Open Access license.

Remind Institutions to Subscribe

If your university or institution does not already subscribe to the journal, please encourage them to do so. A faculty member recommendation to subscribe to a particular journal carries more weight and helps build the case. Recommend the journal to your library using the form on our homepage: <https://journals.sagepub.com/home/CNC>.

Update Faculty Page & CV

Make sure that your faculty page and LinkedIn profile are up to date with your recent publications, mention your role on the journal's editorial board, and link back to the journal site. By linking your website or CV to the full-text article published in the journal, you will help increase the journal's search engine results and article downloads.

Questions?

Visit our [Journals Solutions Portal](#) or [Journal Editor Gateway](#) for answers to common queries.

Author Responsibilities and Rights

Please refer to the [Ethics & Responsibility](#) section of our Journal Gateway for up-to-date information on publication ethics and on SAGE's publishing policies.

For a reminder of the rights authors retain in their articles and SAGE's, please visit the [Copyright and Permissions](#) section of our Journal Gateway.

Green Open Access: SAGE's Archiving and Sharing Policy

You may share the **Original Submission** or **Accepted Manuscript** at any time and in any format. Your sharing of the **Original Submission** or **Accepted Manuscript** may include posting a downloadable copy on any website, saving a copy in any repository or network, sharing a copy through any social media channel, and distributing print or electronic copies.

For information on use of Institutional Repository (IR) copies by authors and IR users, see [Posting to an Institutional Repository - Green Open Access](#).

You may use the **Final Published PDF** (or **Original Submission** or **Accepted Manuscript**, if preferred) in the following ways:

- in relation to your own teaching, provided that any electronic distribution maintains restricted access
- to share on an individual basis with research colleagues, provided that such sharing is not for commercial purposes
- in your dissertation or thesis, including where the dissertation or thesis will be posted in any electronic Institutional Repository or database
- in a book authored or edited by you, at any time after the Contribution's publication in the journal.

Provided that:

- The journal as the original publication of your Contribution is appropriately credited by including the full citation information.
 - After your Contribution has been accepted for publication and until it is assigned a DOI, please include a statement that your Contribution has been accepted for publication in the journal.
 - Once full citation information for your Contribution is available, please include this with your posted Contribution, in a format similar to the following:
Author(s), Contribution Title, Journal Title (Journal Volume Number and Issue Number) pp. xx-xx. Copyright © [year] (Copyright Holder). DOI: [DOI number].
- Access to the Original Submission and Accepted Manuscript is provided at no charge.
- You may not post the **Final Published PDF** on any unrestricted website or repository without permission from SAGE.
- You may not republish or translate any version of your Contribution in another journal without prior permission from SAGE.

Further information on copyright and permissions inquires can be located on the following webpages:

- <http://www.sagepub.com/authors/journal/permissions.sp>
- <https://sagepub.com/en-us/nam/page/journal-author-gateway>
- For additional queries, visit RightsLink® via <https://sagepub.com/journals-permissions>, or contact us through our Customer Portal at <https://jira.sagepub.com/servicedesk/customer/portal/9>.

**CONFERENCE OF SOCIALIST ECONOMISTS
DIRECTORS' REPORT AND
ABRIDGED FINANCIAL STATEMENTS
FOR THE YEAR ENDED 30 SEPTEMBER 2020**

James Fraser & Co.

Chartered Accountants

3 Coates Place
Edinburgh
EH3 7AA

**Conference Of Socialist Economists
Directors' Report and Abridged Financial Statements
For The Year Ended 30 September 2020**

Contents

	Page
Company Information	1
Directors' Report	2
Accountants' Report	3
Income and Expenditure Account	4
Abridged Balance Sheet	5–6
Notes to the Abridged Financial Statements	7–8
The following pages do not form part of the statutory accounts:	
Detailed Income and Expenditure Account	9–10

**Conference Of Socialist Economists
Company Information
For The Year Ended 30 September 2020**

Directors

Mr David Bailey
Ms Katherine Begley
Mr Alistair Cairns
Mr Ian Fitzgerald
Dr Phoebe Moore
Mr Elio Di Muccio
Dr Daniela Tepe-Belfrage
Dr Owen Worth

Company Number

05137584

Registered Office

Spaceworks
Benton Park Road
Newcastle Upon Tyne
NE7 7LX

Accountants

James Fraser & Co.
Chartered Accountants
3 Coates Place
Edinburgh
EH3 7AA

**Conference Of Socialist Economists
Company No. 05137584
Directors' Report For The Year Ended 30 September 2020**

The directors present their report and the financial statements for the year ended 30 September 2020.

Statement of Directors' Responsibilities

The directors are responsible for preparing the Directors' Report and the financial statements in accordance with applicable law and regulations.

Company law requires the directors to prepare financial statements for each financial year. Under that law the directors have elected to prepare the financial statements in accordance with United Kingdom Generally Accepted Accounting Practice (United Kingdom Accounting Standards and applicable law). Under company law the directors must not approve the financial statements unless they are satisfied that they give a true and fair view of the state of affairs of the company and of the surplus or deficit of the company for that period. In preparing the financial statements the directors are required to:

- select suitable accounting policies and then apply them consistently;
- make judgments and accounting estimates that are reasonable and prudent;
- prepare the financial statements on the going concern basis unless it is inappropriate to presume that the company will continue in business.

The directors are responsible for keeping adequate accounting records that are sufficient to show and explain the company's transactions and disclose with reasonable accuracy at any time the financial position of the company and enable them to ensure that the financial statements comply with the Companies Act 2006. They are also responsible for safeguarding the assets of the company and hence for taking reasonable steps for the prevention and detection of fraud and other irregularities.

Directors

The directors who held office during the year were as follows:

Mr David Bailey		
Ms Katherine Begley	RESIGNED	26/10/2019
Mr Alistair Cairns		
Mr Ian Fitzgerald		
Dr Phoebe Moore		
Mr Elio Di Muccio		
Dr Daniela Tepe-Belfrage		
Dr Owen Worth		

Small Company Rules

This report has been prepared in accordance with the special provisions relating to companies subject to the small companies regime within Part 15 of the Companies Act 2006.

On behalf of the board

Alistair Cairns

Mr Alistair Cairns

Director

Date 08 April 2021

**Conference Of Socialist Economists
Accountants' Report
For The Year Ended 30 September 2020**

Report to the directors on the preparation of the unaudited statutory accounts of Conference Of Socialist Economists For The Year Ended 30 September 2020

In order to assist you to fulfil your duties under the Companies Act 2006, we have prepared for your approval the accounts of Conference Of Socialist Economists For The Year Ended 30 September 2020 which comprise the Income and Expenditure Account, the Balance Sheet and the related notes from the accounting records and from information and explanations you have given to us.

As a practising member firm of the Institute of Chartered Accountants of Scotland, we are subject to its ethical and other professional requirements which are detailed at www.icas.org.uk/accountspreparationguidance.

This report is made solely to the directors of Conference Of Socialist Economists, as a body, in accordance with the terms of our engagement. Our work has been undertaken solely to prepare for your approval the accounts of Conference Of Socialist Economists and state those matters that we have agreed to state to the directors of Conference Of Socialist Economists, as a body, in this report in accordance with the requirements of the Institute of Chartered Accountants of Scotland as detailed at <http://www.icas.com/accountspreparationguidance>. To the fullest extent permitted by law, we do not accept or assume responsibility to anyone other than Conference Of Socialist Economists and its directors, as a body, for our work or for this report.

It is your duty to ensure that Conference Of Socialist Economists has kept adequate accounting records and to prepare statutory accounts that give a true and fair view of the assets, liabilities, financial position and profit or loss of Conference Of Socialist Economists. You consider that Conference Of Socialist Economists is exempt from the statutory audit requirement for the year.

We have not been instructed to carry out an audit of the accounts of Conference Of Socialist Economists. For this reason, we have not verified the accuracy or completeness of the accounting records or information and explanations you have given to us and we do not, therefore, express any opinion on the financial statements.

James Fraser & Co.

08 April 2021

Date

James Fraser & Co.
Chartered Accountants

3 Coates Place
Edinburgh
EH3 7AA

**Conference Of Socialist Economists
Income and Expenditure Account
For The Year Ended 30 September 2020**

	Notes	2020 £	2019 £
TURNOVER		27,968	25,820
Cost of sales		(2,454)	(2,454)
GROSS SURPLUS		25,514	23,366
Administrative expenses		(21,282)	(22,718)
OPERATING SURPLUS		4,232	648
Other interest receivable and similar income		1	1
Interest payable and similar charges		(122)	(121)
SURPLUS BEFORE TAXATION		4,111	528
Tax on Surplus		(274)	-
SURPLUS AFTER TAXATION BEING SURPLUS FOR THE FINANCIAL YEAR		3,837	528

The notes on pages 7 to 8 form part of these financial statements.

**Conference Of Socialist Economists
Abridged Balance Sheet
As at 30 September 2020**

	Notes	2020		2019	
		£	£	£	£
FIXED ASSETS					
Tangible Assets	3		54		72
			54		72
CURRENT ASSETS					
Debtors		462		460	
Cash at bank and in hand		26,622		21,754	
		27,084		22,214	
Creditors: Amounts Falling Due Within One Year		(3,438)		(2,423)	
NET CURRENT ASSETS (LIABILITIES)			23,646		19,791
TOTAL ASSETS LESS CURRENT LIABILITIES			23,700		19,863
NET ASSETS			23,700		19,863
Income and Expenditure Account			23,700		19,863
MEMBERS' FUNDS			23,700		19,863

**Conference Of Socialist Economists
Abridged Balance Sheet (continued)
As at 30 September 2020**

For the year ending 30 September 2020 the company was entitled to exemption from audit under section 477 of the Companies Act 2006 relating to small companies.

Directors' responsibilities:

- The members have not required the company to obtain an audit in accordance with section 476 of the Companies Act 2006.
- The directors acknowledge their responsibilities for complying with the requirements of the Act with respect to accounting records and the preparation of accounts.
- These accounts have been prepared in accordance with the provisions applicable to companies subject to the small companies' regime.
- All of the company's members have consented to the preparation of an Abridged Balance Sheet for the year end 30 September 2020 in accordance with section 444(2A) of the Companies Act 2006.

On behalf of the board

Alistair Cairns

Mr Alistair Cairns

Director

Date 08 April 2021

The notes on pages 7 to 8 form part of these financial statements.

**Conference Of Socialist Economists
Notes to the Abridged Financial Statements
For The Year Ended 30 September 2020**

1. Accounting Policies

1.1. Basis of Preparation of Financial Statements

The financial statements are prepared under the historical cost convention and in accordance with the FRS 102 Section 1A Small Entities - The Financial Reporting Standard applicable in the UK and Republic of Ireland and the Companies Act 2006.

1.2. Turnover

Turnover is measured at the fair value of the consideration received or receivable, net of discounts and value added taxes. Turnover includes revenue earned from the sale of goods and from the rendering of services. Turnover is reduced for estimated customer returns, rebates and other similar allowances.

Sale of goods

Turnover from the sale of goods is recognised when the significant risks and rewards of ownership of the goods has transferred to the buyer. This is usually at the point that the customer has signed for the delivery of the goods.

Rendering of services

Turnover from the rendering of services is recognised by reference to the stage of completion of the contract. The stage of completion of a contract is measured by comparing the costs incurred for work performed to date to the total estimated contract costs. Turnover is only recognised to the extent of recoverable expenses when the outcome of a contract cannot be estimated reliably.

1.3. Tangible Fixed Assets and Depreciation

Tangible fixed assets are measured at cost less accumulated depreciation and any accumulated impairment losses. Depreciation is provided at rates calculated to write off the cost of the fixed assets, less their estimated residual value, over their expected useful lives on the following bases:

Plant & Machinery	25% reducing balance
-------------------	----------------------

1.4. Foreign Currencies

Monetary assets and liabilities in foreign currencies are translated into sterling at the rates of exchange ruling at the balance sheet date. Transactions in foreign currencies are translated into sterling at the rate ruling on the date of the transaction. Exchange differences are taken into account in arriving at the operating surplus.

1.5. Taxation

Income tax expense represents the sum of the tax currently payable and deferred tax.

The tax currently payable is based on taxable surplus for the year. Taxable surplus differs from surplus as reported in the statement of comprehensive income because of items of income or expense that are taxable or deductible in other year and items that are never taxable or deductible. The company's liability for current tax is calculated using tax rates that have been enacted or substantively enacted by the end of the reporting period.

Deferred tax is recognised on timing differences between the carrying amounts of assets and liabilities in the financial statements and the corresponding tax bases used in the computation of taxable surplus. Deferred tax liabilities are generally recognised for all taxable timing differences. Deferred tax assets are generally recognised for all deductible temporary differences to the extent that it is probable that taxable surplus will be available against which those deductible timing differences can be utilised. The carrying amount of deferred tax assets is reviewed at the end of each reporting period and reduced to the extent that it is no longer probable that sufficient taxable surplus will be available to allow all or part of the asset to be recovered.

Deferred tax assets and liabilities are measured at the tax rates that are expected to apply in the period in which the liability is settled or the asset realised, based on tax rates (and tax laws) that have been enacted or substantively enacted by the end of the reporting period. Deferred tax liabilities are presented within provisions for liabilities and deferred tax assets within debtors. The measurement of deferred tax liabilities and asset reflects the tax consequences that would follow from the manner in which the Company expects, at the end of the reporting period, to recover or settle the carrying amount of its assets and liabilities.

Current or deferred tax for the year is recognised in surplus or deficit, except when they related to items that are recognised in other comprehensive income or directly in equity, in which case, the current and deferred tax is also recognised in other comprehensive income or directly in equity respectively.

Conference Of Socialist Economists
Notes to the Abridged Financial Statements (continued)
For The Year Ended 30 September 2020

2. Average Number of Employees

Average number of employees, including directors, during the year was as follows: 7 (2019: 7)

3. Tangible Assets

	Total £
Cost	
As at 1 October 2019	1,836
As at 30 September 2020	1,836
Depreciation	
As at 1 October 2019	1,764
Provided during the period	18
As at 30 September 2020	1,782
Net Book Value	
As at 30 September 2020	54
As at 1 October 2019	72

4. Company limited by guarantee

The company is limited by guarantee and has no share capital.

Every member of the company undertakes to contribute to the assets of the company, in the event of a winding up, such an amount as may be required not exceeding £1.

5. General Information

Conference Of Socialist Economists is a private company, limited by guarantee, incorporated in England & Wales, registered number 05137584. The registered office is Spaceworks, Benton Park Road, Newcastle Upon Tyne, NE7 7LX.

**Conference Of Socialist Economists
Detailed Income and Expenditure Account
For The Year Ended 30 September 2020**

	2020		2019	
	£	£	£	£
TURNOVER				
Sales		27,968		25,820
COST OF SALES				
Direct costs	2,454		2,454	
		(2,454)		(2,454)
GROSS SURPLUS		25,514		23,366
Administrative Expenses				
Directors' salaries	12,443		11,794	
Directors' NI	517		452	
Travel expenses	3,079		4,801	
Rent	2,207		3,167	
Venue hire	317		195	
Computer software, consumables and maintenance	170		-	
Insurance	292		509	
Printing, postage and stationery	380		171	
Advertising and marketing costs	320		189	
Telephone and internet	420		420	
Accountancy fees	900		900	
Legal and professional fees	219		40	
Depreciation of plant and machinery	18		42	
Foreign exchange deficit	-		38	
		(21,282)		(22,718)
OPERATING SURPLUS		4,232		648
Other interest receivable and similar income				
Bank interest receivable	1		1	
		1		1
Interest payable and similar expenses				
Bank charges	122		121	
		(122)		(121)
SURPLUS BEFORE TAXATION		4,111		528

...CONTINUED

Conference Of Socialist Economists
Detailed Income and Expenditure Account (continued)
For The Year Ended 30 September 2020

Tax on Surplus

Corporation tax charge

274-(274)-**SURPLUS AFTER TAXATION BEING SURPLUS FOR THE
FINANCIAL YEAR**3,837528

**CONFERENCE OF SOCIALIST ECONOMISTS
ABRIDGED FINANCIAL STATEMENTS
FOR THE YEAR ENDED 30 SEPTEMBER 2020**

James Fraser & Co.

Chartered Accountants

3 Coates Place
Edinburgh
EH3 7AA

**Conference Of Socialist Economists
Financial Statements
For The Year Ended 30 September 2020**

Contents

	Page
Abridged Balance Sheet	1—2
Notes to the Abridged Financial Statements	3—4

**Conference Of Socialist Economists
Abridged Balance Sheet
As at 30 September 2020**

Registered number: 05137584

	Notes	2020		2019	
		£	£	£	£
FIXED ASSETS					
Tangible Assets	3		54		72
			54		72
CURRENT ASSETS					
Debtors		462		460	
Cash at bank and in hand		26,622		21,754	
		27,084		22,214	
Creditors: Amounts Falling Due Within One Year		(3,438)		(2,423)	
NET CURRENT ASSETS (LIABILITIES)			23,646		19,791
TOTAL ASSETS LESS CURRENT LIABILITIES			23,700		19,863
NET ASSETS			23,700		19,863
Income and Expenditure Account			23,700		19,863
MEMBERS' FUNDS			23,700		19,863

**Conference Of Socialist Economists
Abridged Balance Sheet (continued)
As at 30 September 2020**

For the year ending 30 September 2020 the company was entitled to exemption from audit under section 477 of the Companies Act 2006 relating to small companies.

Directors' responsibilities:

- The members have not required the company to obtain an audit in accordance with section 476 of the Companies Act 2006.
- The directors acknowledge their responsibilities for complying with the requirements of the Act with respect to accounting records and the preparation of accounts.
- These accounts have been prepared and delivered in accordance with the provisions applicable to companies subject to the small companies' regime.
- The company has taken advantage of section 444(1) of the Companies Act 2006 and opted not to deliver to the registrar a copy of the company's Income and Expenditure Account.
- All of the company's members have consented to the preparation of an Abridged Balance Sheet for the year end 30 September 2020 in accordance with section 444(2A) of the Companies Act 2006.

On behalf of the board

Alistair Cairns

Mr Alistair Cairns

Director

Date 08 April 2021

The notes on pages 3 to 4 form part of these financial statements.

**Conference Of Socialist Economists
Notes to the Abridged Financial Statements
For The Year Ended 30 September 2020**

1. Accounting Policies

1.1. Basis of Preparation of Financial Statements

The financial statements are prepared under the historical cost convention and in accordance with the FRS 102 Section 1A Small Entities - The Financial Reporting Standard applicable in the UK and Republic of Ireland and the Companies Act 2006.

1.2. Turnover

Turnover is measured at the fair value of the consideration received or receivable, net of discounts and value added taxes. Turnover includes revenue earned from the sale of goods and from the rendering of services. Turnover is reduced for estimated customer returns, rebates and other similar allowances.

Sale of goods

Turnover from the sale of goods is recognised when the significant risks and rewards of ownership of the goods has transferred to the buyer. This is usually at the point that the customer has signed for the delivery of the goods.

Rendering of services

Turnover from the rendering of services is recognised by reference to the stage of completion of the contract. The stage of completion of a contract is measured by comparing the costs incurred for work performed to date to the total estimated contract costs. Turnover is only recognised to the extent of recoverable expenses when the outcome of a contract cannot be estimated reliably.

1.3. Tangible Fixed Assets and Depreciation

Tangible fixed assets are measured at cost less accumulated depreciation and any accumulated impairment losses. Depreciation is provided at rates calculated to write off the cost of the fixed assets, less their estimated residual value, over their expected useful lives on the following bases:

Plant & Machinery	25% reducing balance
-------------------	----------------------

1.4. Foreign Currencies

Monetary assets and liabilities in foreign currencies are translated into sterling at the rates of exchange ruling at the balance sheet date. Transactions in foreign currencies are translated into sterling at the rate ruling on the date of the transaction. Exchange differences are taken into account in arriving at the operating surplus.

1.5. Taxation

Income tax expense represents the sum of the tax currently payable and deferred tax.

The tax currently payable is based on taxable surplus for the year. Taxable surplus differs from surplus as reported in the statement of comprehensive income because of items of income or expense that are taxable or deductible in other year and items that are never taxable or deductible. The company's liability for current tax is calculated using tax rates that have been enacted or substantively enacted by the end of the reporting period.

Deferred tax is recognised on timing differences between the carrying amounts of assets and liabilities in the financial statements and the corresponding tax bases used in the computation of taxable surplus. Deferred tax liabilities are generally recognised for all taxable timing differences. Deferred tax assets are generally recognised for all deductible temporary differences to the extent that it is probable that taxable surplus will be available against which those deductible timing differences can be utilised. The carrying amount of deferred tax assets is reviewed at the end of each reporting period and reduced to the extent that it is no longer probable that sufficient taxable surplus will be available to allow all or part of the asset to be recovered.

Deferred tax assets and liabilities are measured at the tax rates that are expected to apply in the period in which the liability is settled or the asset realised, based on tax rates (and tax laws) that have been enacted or substantively enacted by the end of the reporting period. Deferred tax liabilities are presented within provisions for liabilities and deferred tax assets within debtors. The measurement of deferred tax liabilities and asset reflects the tax consequences that would follow from the manner in which the Company expects, at the end of the reporting period, to recover or settle the carrying amount of its assets and liabilities.

Current or deferred tax for the year is recognised in surplus or deficit, except when they related to items that are recognised in other comprehensive income or directly in equity, in which case, the current and deferred tax is also recognised in other comprehensive income or directly in equity respectively.

Conference Of Socialist Economists
Notes to the Abridged Financial Statements (continued)
For The Year Ended 30 September 2020

2. Average Number of Employees

Average number of employees, including directors, during the year was as follows: 7 (2019: 7)

3. Tangible Assets

	Total £
Cost	
As at 1 October 2019	1,836
As at 30 September 2020	1,836
Depreciation	
As at 1 October 2019	1,764
Provided during the period	18
As at 30 September 2020	1,782
Net Book Value	
As at 30 September 2020	54
As at 1 October 2019	72

4. Company limited by guarantee

The company is limited by guarantee and has no share capital.

Every member of the company undertakes to contribute to the assets of the company, in the event of a winding up, such an amount as may be required not exceeding £1.

5. General Information

Conference Of Socialist Economists is a private company, limited by guarantee, incorporated in England & Wales, registered number 05137584. The registered office is Spaceworks, Benton Park Road, Newcastle Upon Tyne, NE7 7LX.

Company Tax Return

CT600 (2021) Version 3

for accounting periods starting on or after 1 April 2015

HM Revenue
& Customs

Your Company Tax Return

If we send the company a 'Notice' to deliver a Company Tax Return it has to comply by the filing date or we charge a penalty, even if there is no tax to pay.

A return includes a Company Tax Return form, any supplementary pages, accounts, computations and any relevant information. The CT600 Guide tells you how the return must be formatted and delivered. It contains general information you may need to deliver your return, links to more detailed advice and box-by-box guidance for this form and the supplementary pages.

The forms in the CT600 series set out the information we need and provide a standard format for calculations.

Company information

1	Company name	Conference Of Socialist Economists									
2	Company registration number	0	5	1	3	7	5	8	4		
3	Tax reference	1	4	9	7	0	0	0	8	7	6
4	Type of company										

Northern Ireland

Put an 'X' in the appropriate box(es) below

5	NI trading activity	<input type="checkbox"/>	6	SME	<input type="checkbox"/>
7	NI employer	<input type="checkbox"/>	8	Special circumstances	<input type="checkbox"/>

About this return

This is the above company's return for the period

30	from DD MM YYYY	35	to DD MM YYYY
	0 1 1 0 2 0 1 9		3 0 0 9 2 0 2 0

Put an 'X' in the appropriate box(es) below

40	A repayment is due for this return period	<input type="checkbox"/>
45	Claim or relief affecting an earlier period	<input type="checkbox"/>
50	Making more than one return for this company now	<input type="checkbox"/>
55	This return contains estimated figures	<input type="checkbox"/>
60	Company part of a group that is not small	<input type="checkbox"/>
65	Notice of disclosable avoidance schemes	<input type="checkbox"/>
	Transfer Pricing	
70	Compensating adjustment claimed	<input type="checkbox"/>
75	Company qualifies for SME exemption	<input type="checkbox"/>

Information about capital allowances and balancing charges

Allowances and charges in calculation of trading profits and losses

	Capital allowances	Balancing charges
Annual investment allowance	690 £ <input type="text"/>	
Machinery and plant - special rate pool	695 £ <input type="text"/>	700 £ <input type="text"/>
Machinery and plant - main pool	705 £ <input type="text"/>	710 £ <input type="text"/>
Structures and buildings	711 £ <input type="text"/>	
Business premises renovation	715 £ <input type="text"/>	720 £ <input type="text"/>
Other allowances and charges	725 £ <input type="text"/>	730 £ <input type="text"/>
	Capital allowances	Disposal value
Electric charge-points	713 £ <input type="text"/>	714 £ <input type="text"/>
Enterprise zones	721 £ <input type="text"/>	722 £ <input type="text"/>
Zero emissions goods vehicles	723 £ <input type="text"/>	724 £ <input type="text"/>
Zero emissions cars	726 £ <input type="text"/>	727 £ <input type="text"/>

Allowances and charges not included in calculation of trading profits and losses

	Capital allowances	Balancing charges
Annual investment allowance	735 £ <input type="text"/>	
Structures and buildings	736 £ <input type="text"/>	
Business premises renovation	740 £ <input type="text"/>	745 £ <input type="text"/>
Other allowances and charges	750 £ <input type="text"/>	755 £ <input type="text"/>
	Capital allowances	Disposal value
Electric charge-points	737 £ <input type="text"/>	738 £ <input type="text"/>
Enterprise zones	746 £ <input type="text"/>	747 £ <input type="text"/>
Zero emissions goods vehicles	748 £ <input type="text"/>	749 £ <input type="text"/>
Zero emissions cars	751 £ <input type="text"/>	752 £ <input type="text"/>

Bank details (for person to whom a repayment is to be made)

920	Name of bank or building society	<input type="text"/>
925	Branch sort code	<input type="text"/> <input type="text"/> <input type="text"/> <input type="text"/> <input type="text"/> <input type="text"/>
930	Account number	<input type="text"/> <input type="text"/> <input type="text"/> <input type="text"/> <input type="text"/> <input type="text"/> <input type="text"/> <input type="text"/>
935	Name of account	<input type="text"/>
940	Building society reference	<input type="text"/> <input type="text"/> <input type="text"/> <input type="text"/> <input type="text"/> <input type="text"/> <input type="text"/> <input type="text"/> <input type="text"/> <input type="text"/> <input type="text"/> <input type="text"/> <input type="text"/> <input type="text"/> <input type="text"/> <input type="text"/> <input type="text"/> <input type="text"/> <input type="text"/> <input type="text"/> <input type="text"/> <input type="text"/>

Payments to a person other than the company

945	Complete the authority below if you want the repayment to be made to a person other than the company I, as (enter status - company secretary, treasurer, liquidator or authorised agent, etc)	<input type="text"/>
950	of (enter company name)	<input type="text"/>
955	authorise (enter name)	<input type="text"/>
960	of address (enter address)	<input type="text"/>
965	Nominee reference	<input type="text"/>
	to receive payment on company's behalf	
970	Name	<input type="text"/>

Declaration

Declaration
I declare that the information I have given on this Company Tax Return and any supplementary pages is correct and complete to the best of my knowledge and belief.
I understand that giving false information in the return, or concealing any part of the company's profits or tax payable, can lead to both the company and me being prosecuted.

975	Name	<input type="text" value="ALISTAIR CAIRNS"/>
980	Date DD MM YYYY	<input type="text"/> <input type="text"/> <input type="text"/> <input type="text"/> <input type="text"/> <input type="text"/> <input type="text"/> <input type="text"/> <i>Alistair Cairns</i> 08 April 2021
985	Status	<input type="text" value="Director"/>

EB Report

The journal has seen its third year as a 4 issue journal. It remains in a healthy state with a reserve copy of about 6 issues or 18 months. We have averaged just under 100 submissions for the last three years and have had 86 submissions so far this year. We have currently commissioned one SI that are still in progress. Despite COVID restrictions, the EB board have managed to meet three times a year, with the last in London being through a hybrid online/f2f method.

EB Board

David Bailey, Greig Charnock, Ian Fitzgerald, Gregor Gall, Feyzi Ismail, Alex Nunn, Nick Potts, Barry Ryan, Paul Stewart, Daniela Tepe-Belfrage, Angela Wigger, Owen Worth, Yuliya Yurchenko

International Advisory Board

Bond, Davis, Desai, Gill, Holloway, Itoh, Jessop, Klima, Lee, Miller, Morton, Strange, van der Pijl.

Strength

Industrial Relations, Labour, Value Theory, Critical Political Economy International Political Economy, Global Politics, Gender, Social Policy

Weaknesses

Political Theory, Area Studies, Criminology, US Politics, Race, Cultural Studies

New board members should ideally be targeted from the areas of weaknesses to bulk up submissions.

Impact

C&C applied for WoS inclusion. Clarivate has included it in a 'loop' ie it appears as 'in progress'. Still waiting for official inclusion and inclusion on SSCI. Provision citation score 1.352

Scopus score increased per year, on cusp of Q1/Q2 for Politics/Sociology, Q2 Economics, Q1 History

Downloads saw a 30% increase for the first three months of this year from last year

C&C has opened a new twitter account on social media separately from CSE. It has over 1K followers.

CSE Office report
For 2021 AGM
Alistair Cairns

The Working Groups have held online events only this year. There were two excellent ones surrounding COP26, one focusing on Brazil and one with a Japanese Marxism theme.

XC & EB meetings were held online this year until today's AGM & Editor's meeting.

The office is back in regular use.

Social media is regularly used. There are 650 on Twitter and 1600+ on Facebook. Both continue to rise.

C&C placed ads on two days this year in *Morning Star*. We always have a few 'extra' copies for replacements, and to provide at in-person events. Please have anyone get in touch for a complimentary copy.

CSE was approached to reprint two historical articles. AC will monitor progress.

C&C continues to be provided for free to radical bookshops in the UK bookshops. Shops sell 3 – 5 copies each.

Alistair & Owen met with SAGE to cover and discuss the annual report. [amended] SAGE has further turnover, resulting in C&C resorting to a previous contact.

Generally the office continues to be run in accordance with the requirements of an organisation. All bills, taxes, reports and submissions are made in a timely manner.